

# Smart Pendant

Quick and easy programming



The YASKAWA Smart Pendant is an innovative teach pendant with a large 10-inch touch screen and offers a newly thought-out operator control concept.

The tablet-based graphical user interface (GUI) enables the guided entry of commands, parameters, functions and program sequences. The central interface comprises the main and navigation menus, where entries are listed and switched in a specific, easily comprehensible order.

The Smart Pendant has a revolutionary patented coordinate system – the “Smart Frame” – that also supports rotation and inclination of the Smart Pendant. This means that the operator no longer has to convert motions or break them down into a coordinate space (X,Y,Z) when teaching them, and his line of vision relative to the robot is automatically taken into consideration by the system.

In the case of collaborative robots, the “Hand Guiding” function – guiding the robot manually to a desired position – is also supported.

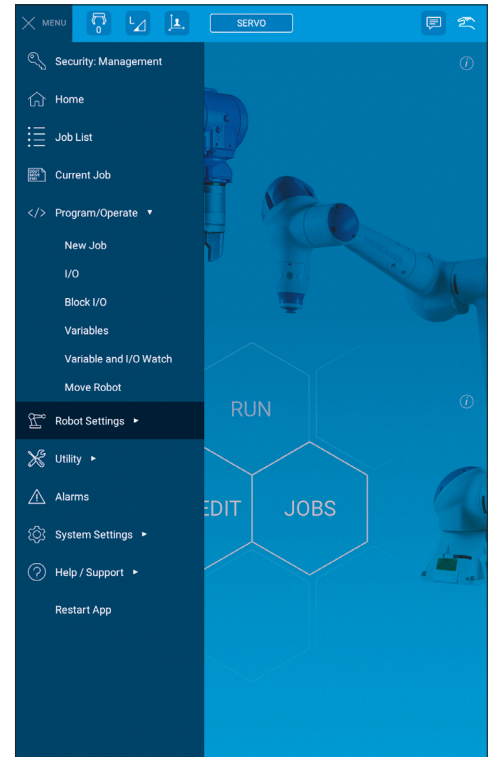
The Smart Pendant is available for the following MOTOMAN robots with the YRC1000 and YRC1000micro controller generations:

- **MOTOMAN YRC1000:**  
HC10, HC10DT, GP7 to GP600
- **MOTOMAN YRC1000micro:**  
MotoMINI, HC10DT, GP7, GP8, GP12

## KEY BENEFITS

- Large touch screen (10")
- Ergonomic design with low weight, diagonal side cable entry and integrated Emergency Stop
- Simple and intuitive operator control, short learning curve
- Ideal for users who need to carry out frequent reprogramming and thus appreciate simple operator control
- Supports many powerful functions of the MOTOMAN YRC1000
- Context-sensitive help and help menu offer many explanations

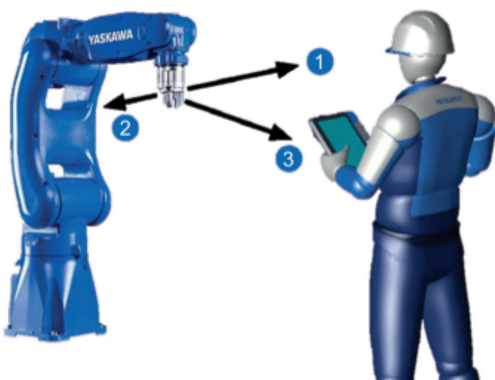
# Smart Pendant



Main menu

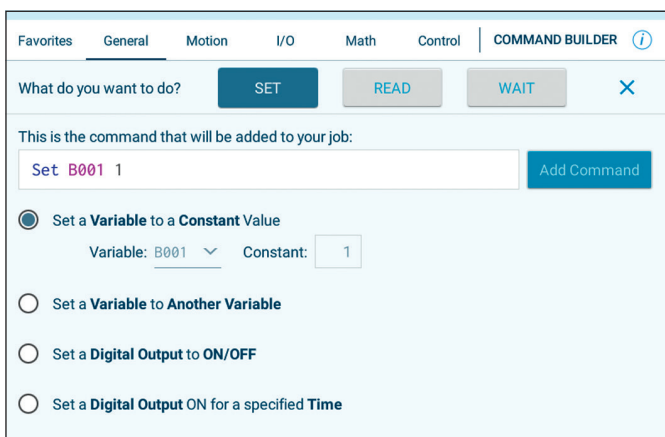
## Smart Frame

The patented technology of the “Smart Frame” determines the user’s orientation relative to the robot. This eliminates the use of conventional coordinates (X, Y, Z) frames. The intuitive robot jogging by tilting the smart pendant makes it also easy to use.

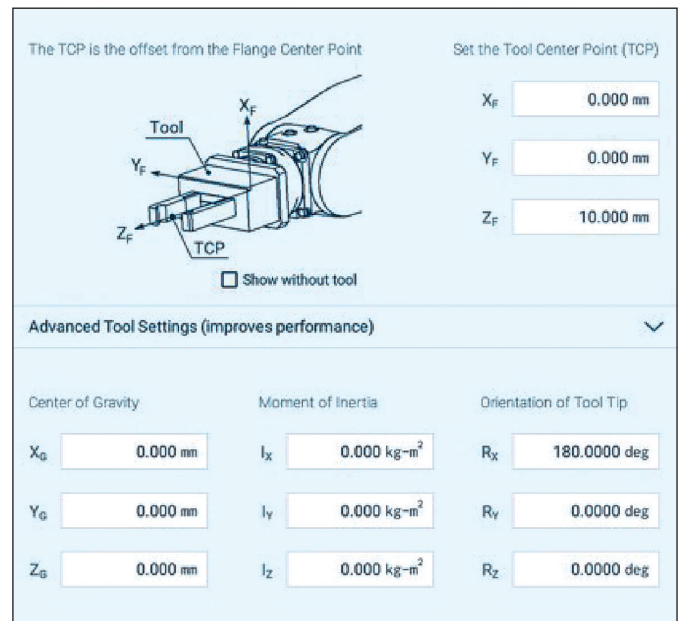


## Simplified Programming

Command Builder function enables various editing possibilities.



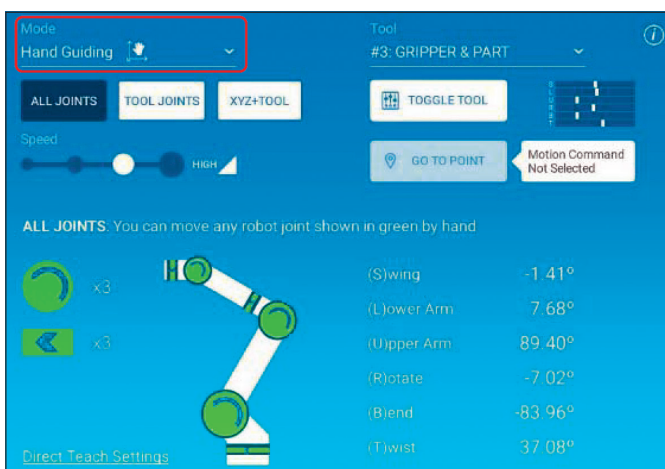
Configuration enables fast TCP setup



Simple tool

## Hand Guiding

This function enables manual guidance of the robot to a desired position by hand.



- ① Button replaces deadman switch
- ② Button is freely programmable (i.e. Open/Close gripper)
- Ⓣ Teach button to program current position

## YASKAWA GROUP

|    |  |
|----|--|
| AT | YASKAWA Austria<br>Schwechat/Wien<br>+43(0)1-707-9324-15                 |
| CZ | YASKAWA Czech s.r.o.<br>Rudná u Prahy +420-257-941-718                   |
| ES | YASKAWA Ibérica, S.L.<br>Gavà/Barcelona +34-93-6303478                   |
| FR | YASKAWA France SARL<br>Le Bignon +33-2-40131919                          |
| FI | YASKAWA Finland Oy<br>Turku +358-(0)-403000600                           |
| GB | YASKAWA UK Ltd.<br>Banbury +44-1295-272755                               |
| IT | YASKAWA Italia s.r.l.<br>Torino +39-011-9005833                          |
| IL | YASKAWA Europe Technology Ltd.<br>Rosh Ha'ayin +972-3-9004114            |
| NL | YASKAWA Benelux B.V.<br>Eindhoven +31-40-2895500                         |
| PL | YASKAWA Polska Sp. z o.o.<br>Wrocław +48-71-7928670                      |
| RU | YASKAWA Europe Holding AB<br>Moskva +46-480-417-800                      |
| SE | YASKAWA Nordic AB<br>Torsås +46-480-417-800                              |
| SI | YASKAWA Slovenia<br>Ribnica +386-1-8372-410                              |
| TR | YASKAWA Turkey Elektrik<br>Ticaret Ltd. Sti.<br>İstanbul +90-216-5273450 |
| ZA | YASKAWA Southern Africa (PTY) Ltd<br>Johannesburg +27-11-6083182         |

## DISTRIBUTORS

|    |   |
|----|---|
| BG | ARAMET ROBOTICS Ltd.<br>Yambol +359-885 317 294<br><br>Kammarton Bulgaria Ltd.<br>Sofia +359-02-926-6060    |
| DK | Robotcenter Danmark<br>Løsning +45 7022 2477  |
| EE | RKR Seadmed OÜ<br>Tallinn/Estonia +372-68-35-235  |
| GR | Gizelis Robotics<br>Schimatari Viotias +30-2262057199   |
| HU | Flexman Robotics Kft<br>Budapest +36 1 259 0981   |
| LT | Profibus UAB<br>Panevezys +370-45-518575  |
| NO | Skala Robotech AS<br>Lierstranda +47-32240600   |
| PT | ROBOPLAN Lda<br>Aveiro +351-234 943 900   |
| RO | Sam Robotics srl<br>Timisoara +40-720-279-866<br><br>MPL Automation S.R.L.<br>Satu Mare +40 (0) 261 750 741 |



## YASKAWA Headquarters

YASKAWA Europe GmbH  
Robotics Division  
Yaskawastraße 1  
85391 Allershausen, Germany  
Tel. +49 (0) 8166/90-0  
Fax +49 (0) 8166/90-103

robotics@yaskawa.eu.com  
www.yaskawa.eu.com

## YASKAWA ACADEMY and sales office Frankfurt

YASKAWA Europe GmbH  
Robotics Division  
Hauptstraße 185  
65760 Eschborn, Germany  
Tel. +49 (0) 6196/77725-0  
Fax +49 (0) 6196/77725-39

All drawing dimensions in mm.  
Technical data may be subject to change without previous notice.  
Please request detailed drawings at [robotics@yaskawa.eu.com](mailto:robotics@yaskawa.eu.com).

Smart Pendant  
A-09-2019, A-No. 197206

# YASKAWA